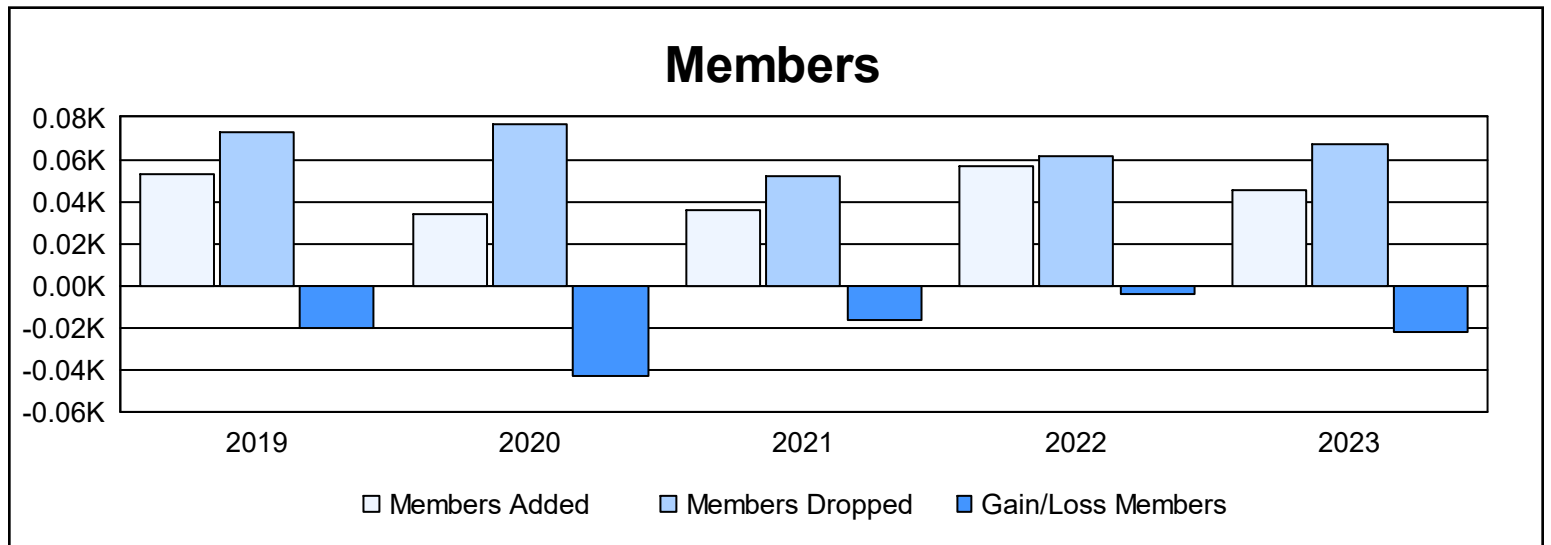
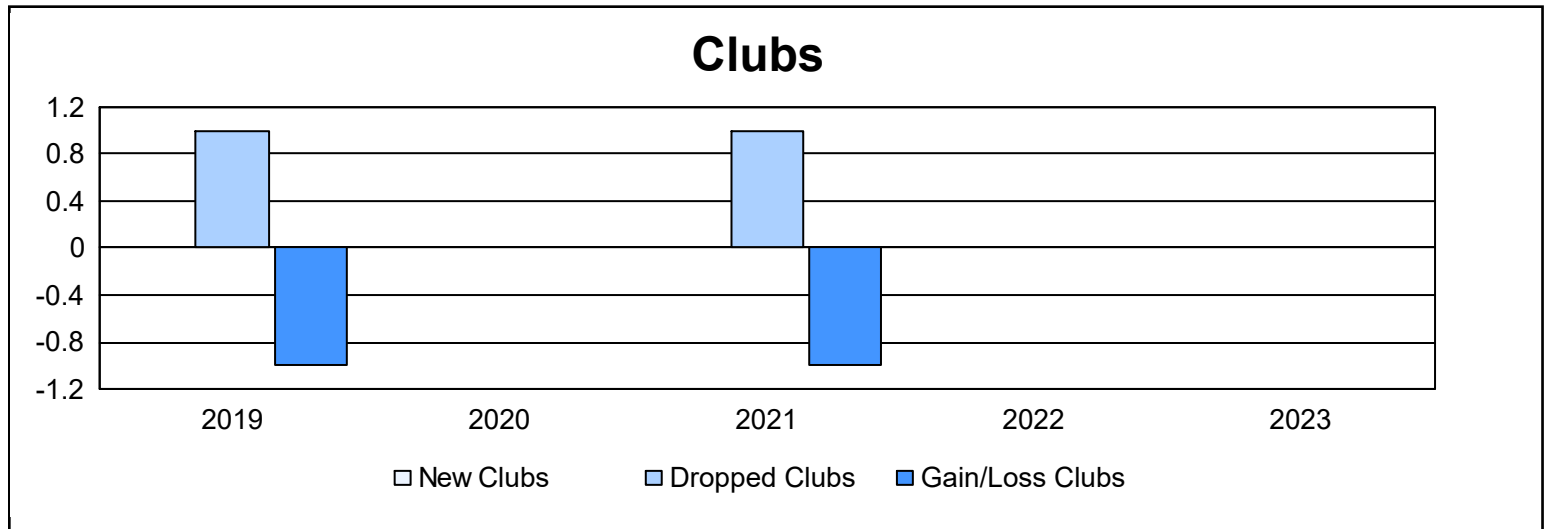
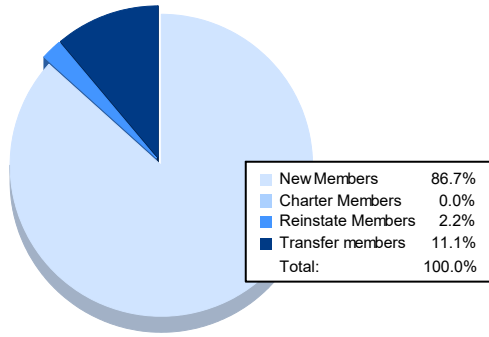


Year	New Clubs	Dropped Clubs	Gain/ Loss Clubs	New Members	Charter Members	Reinstate Members	Transfer Members	Total Member Added	Total Members Dropped	Gain/ Loss Members
2018-2019	0	1	-1	49	1	1	2	53	73	-20
2019-2020	0	0	0	20	1	0	13	34	77	-43
2020-2021	0	1	-1	30	0	2	4	36	52	-16
2021-2022	0	0	0	54	0	1	2	57	61	-4
2022-2023	0	0	0	39	0	1	5	45	67	-22
<b>Average</b>	<b>0</b>	<b>0</b>	<b>0</b>	<b>38</b>	<b>0</b>	<b>1</b>	<b>5</b>	<b>45</b>	<b>66</b>	<b>-21</b>



### Membership Composition June 2023 Cumulative



### Gender Composition June 2023 Cumulative

